

Suspended decorative luminaire for LED light sources. The luminaire consists of 4 cubes, appearing in 3 colors with a different surface finish.

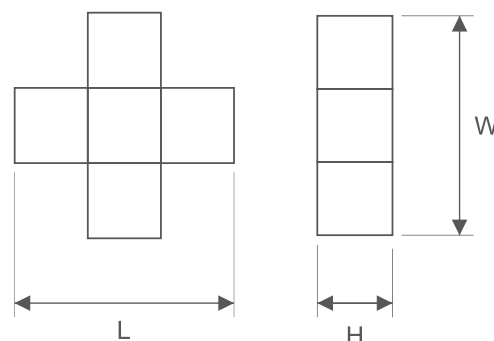
TECHNICAL DATA	Mounting: suspended, on wire suspension (included)
	Body: plastic
	Colour: gray, dark gray, black
	Diffuser: opal plexiglass (PLX)
ELECTRICAL DATA	Power supply efficiency: 84%
	Power: 220-240V 50/60Hz
	Includes light source: yes
	Type of equipment: ED, DALI
	Electrical connection: max 3x0,75 mm ² wire, max 5x0,75 mm ² wire
OPTICAL DATA	Light distribution: rotationally-symmetric
	Way of lighting: direct
GENERAL DATA	Lifetime (L70B50): 65 000 h
	Lifetime (L80B10): 40 000 h
	Lifetime (TM21 L90B10): 20 000 h
	Warranty: 5 years
	Application: offices, conference rooms, reception desks, shopping centers, car showrooms, boutiques, airports



Code	Colour	Luminaire power [W]	Lumen luminaire [lm]	Efficacy [lm/W]	Colour temperature [K]	CRI/Ra	Operating temperature range [°C]
Surface finish: matt							
200202.XL01.111	gray	17	1400	82	3000	80	0 ... +35
200202.XL02.111	gray	17	1400	82	4000	80	0 ... +35
200209.XL01.111	dark gray	17	1400	82	3000	80	0 ... +35
200209.XL02.111	dark gray	17	1400	82	4000	80	0 ... +35
200203.XL01.111	black	17	1400	82	3000	80	0 ... +35
200203.XL02.111	black	17	1400	82	4000	80	0 ... +35
Surface finish: gloss							
200203.XL01.122	black	17	1400	82	3000	80	0 ... +35
200203.XL02.122	black	17	1400	82	4000	80	0 ... +35

200202.	□	L01.111
		Type of equipment
	5	ED
	3	DALI

Code	Dimensions [mm] L W H	Mounting dimensions [mm] L W H	Net weight [kg]
Surface finish: matt			
200202.XL01.111	408 408 140	408 408 140	3.6
200202.XL02.111	408 408 140	408 408 140	3.6
200209.XL01.111	408 408 140	408 408 140	3.6
200209.XL02.111	408 408 140	408 408 140	3.6
200203.XL01.111	408 408 140	408 408 140	3.6
200203.XL02.111	408 408 140	408 408 140	3.6
Surface finish: gloss			
200203.XL01.122	408 408 140	408 408 140	3.6
200203.XL02.122	408 408 140	408 408 140	3.6



Designed by LUG Design Team

Luminous flux tolerance +/- 10%.

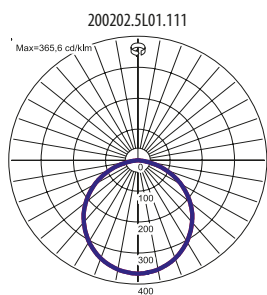
Power tolerance +/- 5%.

Lighting beam, light intensity distribution and light efficiency were examined in accordance with the EN ISO 17025:2005 norm for EN13032 norm series and the LM-79 norm.


Date of issue: 15-6-2018

The LUG Company reserves right to introduce any construction changes and improvements into the lighting luminaires

LIGHT BEAM CURVES

**WAY OF LIGHTING**

200202.5L01.111



Designed by LUG Design Team

Luminous flux tolerance +/- 10%.

Power tolerance +/- 5%.

Lighting beam, light intensity distribution and light efficiency were examined in accordance with the EN ISO 17025:2005 norm for EN13032 norm series and the LM-79 norm.

Date of issue: 15-6-2018

The LUG Company reserves right to introduce any construction changes and improvements into the lighting luminaires